
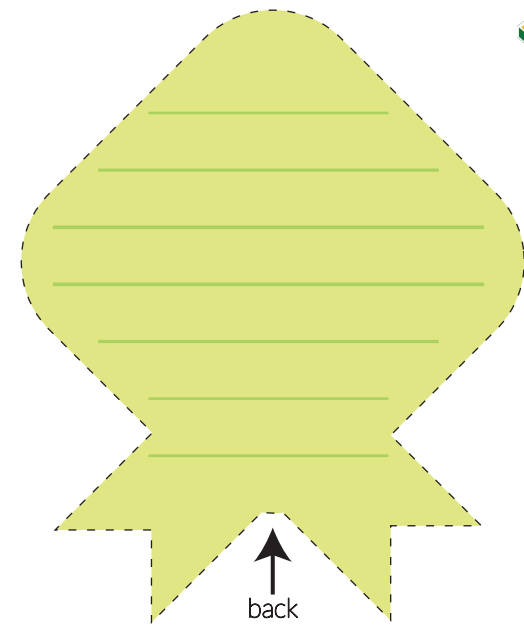





Ketupat Instructions

1. Cut along dotted lines.
2. Glue front and back together.



How to make ketupat girl greeting card



1. Cut along dotted lines.
2. Glue front and back together, except the hands (white shaded area).
3. Write your message.
4. Slip the ketupat between the girl's hand.