

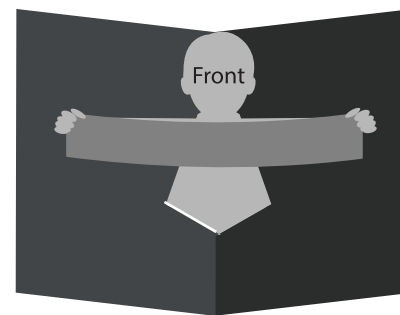

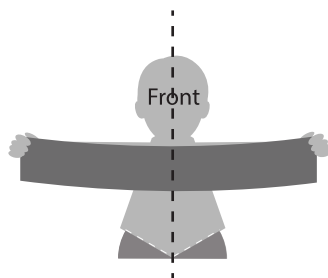


*i heard you were leaving*







1. Cut the man out and fold him in half to the back. Then fold the flaps to the back.

2. Align the man to the inside of the card, align the left flap to the line first then glue it on.

3. Let the right flap find its place then glue it on accordingly. The man should tilt down upon closing the card.