

*farewell*





CENTRALE

18.000.000

500 700 Kil

DEAR FRIEND

GOODBYE

PASTE STAMP HERE


THIS SPACE IS FOR WRITTEN MESSAGES



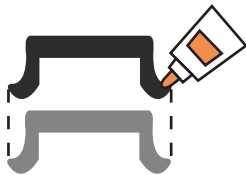




A




1



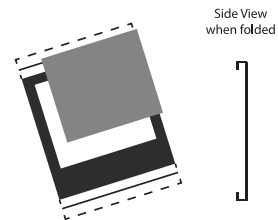
Cut out pieces A and paste them together with front facing out. That will give you two handles.

2



Glue the handles on the luggage surface and write the name of the person you want to give the card on the tag.

3




Cut out the dashed outline on the polaroid and fold the solid lines.

4



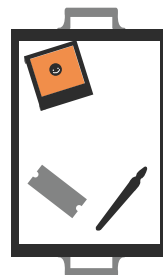
Slot in the photo of choice

5



Paste the photo inside the luggage.

6



You can paste the other elements any way you want!

7



Fold the card into half and you're done!