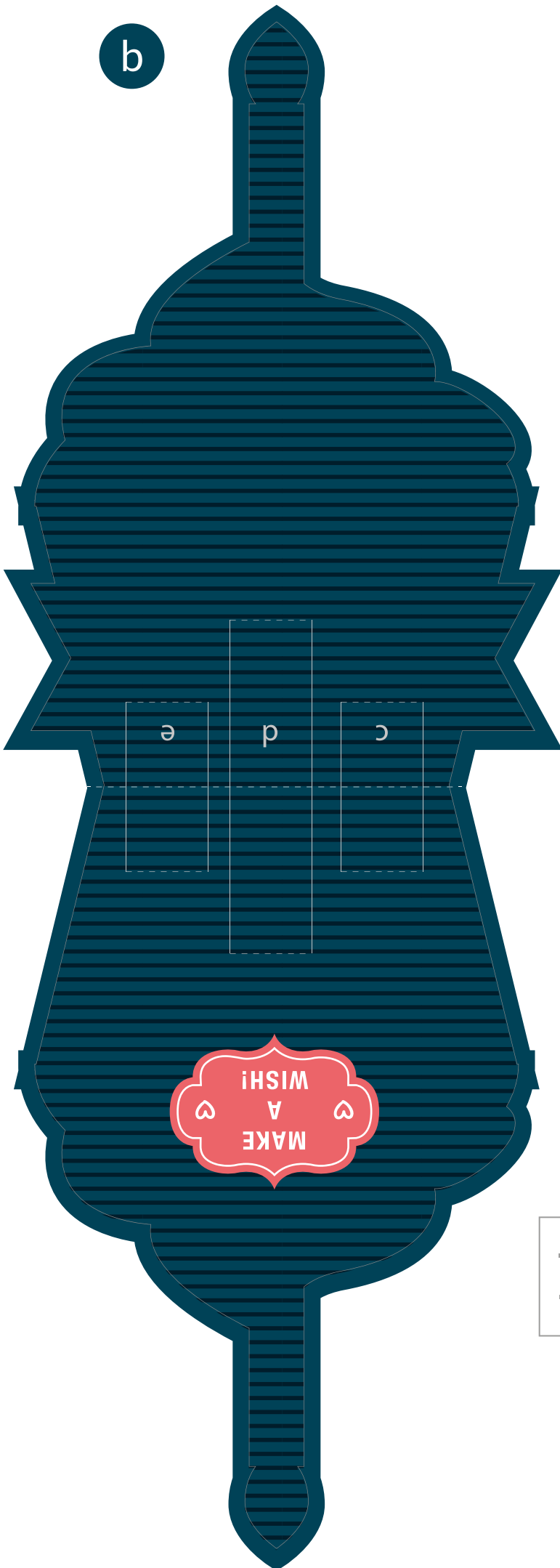


a






b




c



d



e



Cut along the grey solid line



Fold along the grey dotted line

1. Cut along the grey solid lines for design (a), (b), (c), (d), and (e).
2. Fold along the grey dotted lines for design (a), (b).
3. Put (a) and (b) side by side and glue the back part of the design together.
4. Glue the area indicated on (b) and paste (c), (d) and (e) onto it respectively.
5. You are done!

